

November 21, 2017

Social Services Agenda:

1. Statistics
2. Other


# HUBBARD COUNTY CHILD SUPPORT UNIT

- \* Currently we have approx 1,009 child support cases open
- \* We have collected \$122,284.72 so far this year thru 10/31/2017
- \* Our Federal Fiscal Year (FFY) is from October 1st thru Sept 30th
- \* Please see the numbers below on collections performance since 2013

<u>2013</u>	<u>2014</u>	<u>2015</u>	<u>2016</u>	<u>2017</u>	<u>2018</u>
64.46%	64.43%	69.53%	73.16%	74.75%	76.24%

\* New fiscal year started Oct 1st

## Income Maintenance Unit Caseloads



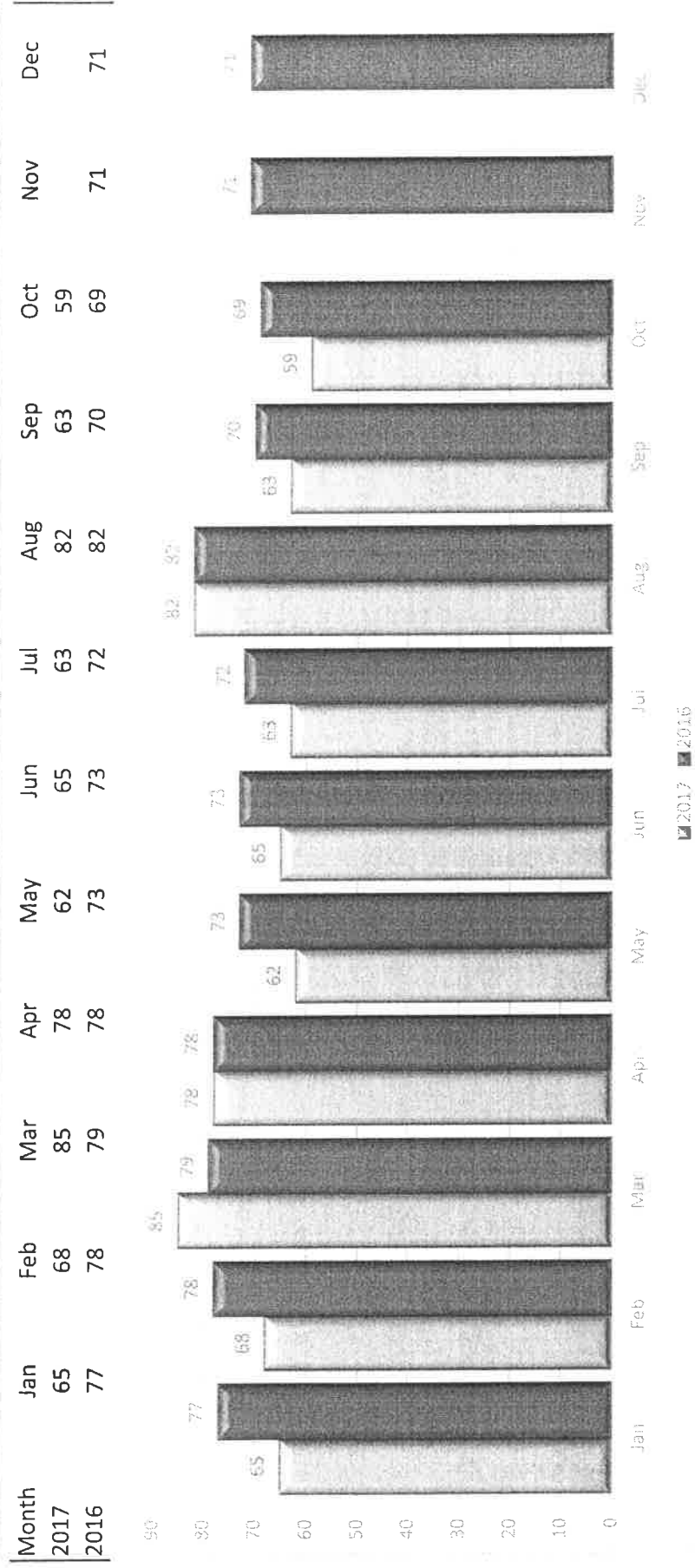
Year	Jan.	Feb.	March	April	May	June	July	Aug.	Sept.	Oct.	Nov.	Dec.
2016	3187	3095	3133	3145	3132	3218	3199	3172	3182	3194	3266	3225
2017	3268	3271	3359	3395	3406	3450	3464	3521	3539	3555		

# October 2017 Caseload Totals

Unit name	METS #s	Maxis #s	Total cases per unit
Family cases (7 workers)	1086	640	1726
Singles cases (3 workers)	787	556	1343
65+ cases (2 workers)	0 *	486	486
<b>Total METS Cases</b>	<b>1873</b>	<b>Total Maxis Cases</b>	<b>Totals</b>
		1682	3555
			<b>Total METS intakes: 55</b>
			<b>Total Maxis intakes: 59</b>

\* These health care cases remain in Maxis

# Hubbard County Social Services Children in Out of Home Placement

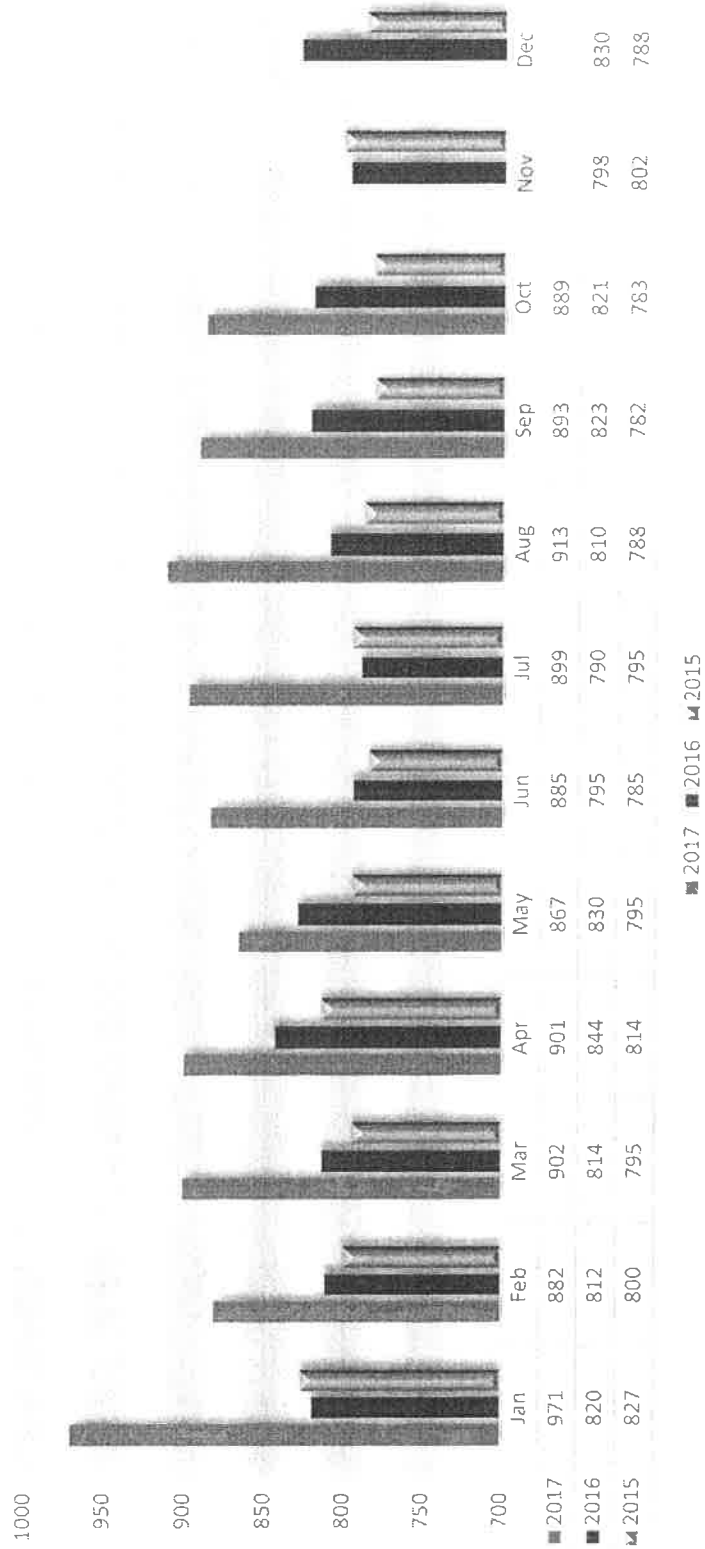


■ 2017 ■ 2016



# Hubbard County Social Services Open Workgroups

Month	Jan	Feb	Mar	Apr	May	Jun	Jul	Aug	Sep	Oct	Nov	Dec
2017	971	882	902	901	867	885	899	913	893	889		
2016	820	812	814	844	830	795	790	810	823	821	798	830
2015	827	800	795	814	795	785	795	788	782	783	802	788

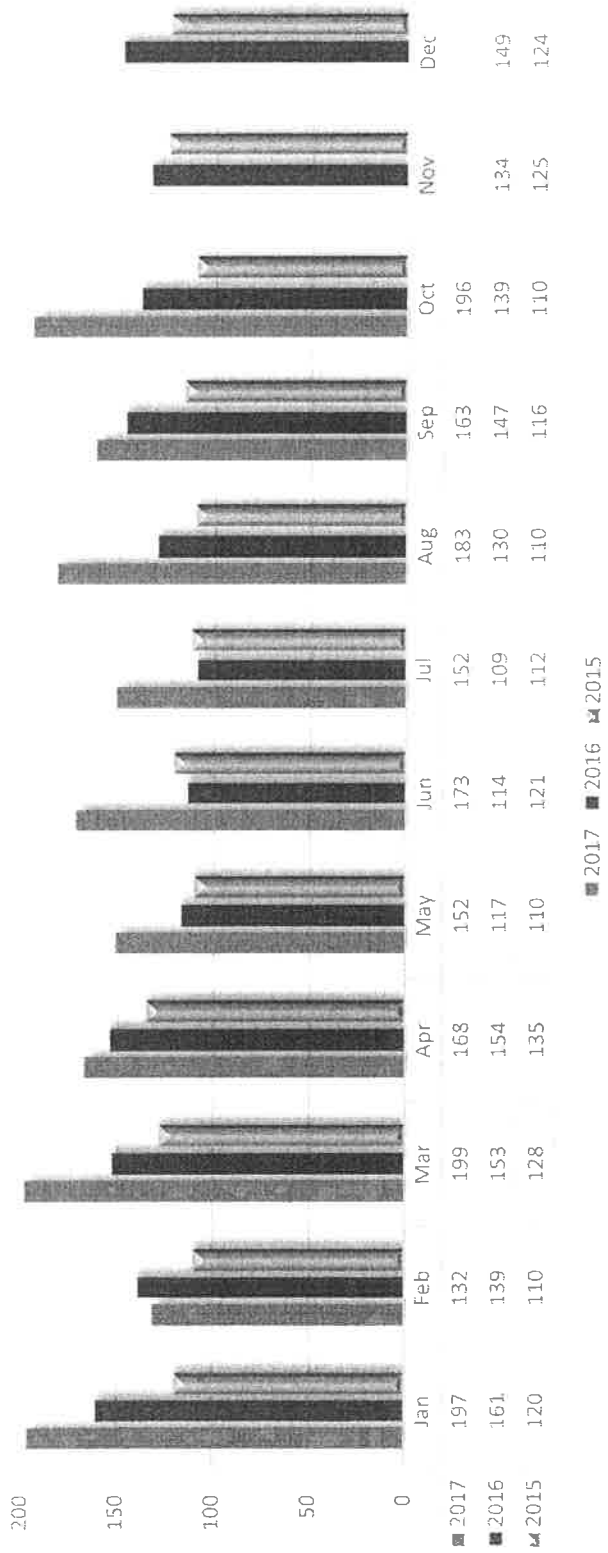




# Hubbard County Social Services Intakes

Month	Jan	Feb	Mar	Apr	May	Jun	Jul	Aug	Sep	Oct	Nov	Dec
2017	197	132	199	168	152	173	152	183	163	196		
2016	161	139	153	154	117	114	109	130	147	139	134	149
2015	120	110	128	135	110	121	112	110	116	110	125	124

250



CNTY	PROG	S/#	FRAUD	NAME	HOUSEHOLD	TYPE OF CLAIM		NON-AGENCY	VENDOR	TOTAL
						AGENCY	INACTIVE			
*-----*										
S/#	PENDING	ACTIVE	CLAIM STATUS	INACTIVE	CLOSED	TOTAL				
CNTY: 29 NAME: Hubbard										
AF	467.27	4,819.50	752.00	0.00	0.00	0.00	0.00	0.00	0.00	0.00
AF	1	11	2	0	0	0	0	0	0	0
AF	0.00	6,038.77	0.00	0.00	0.00	0.00	0.00	6,038.77	0	0
AF	0	14	0	0	0	0	0	14	0	0
DW	0.00	327.00	0.00	0.00	0.00	0.00	0.00	0.00	0.00	0.00
DW	0	2	0	0	0	0	0	0	0	0
DW	0.00	327.00	0.00	0.00	0.00	0.00	0.00	327.00	0	0
DW	0	1	0	0	1	0	0	0	0	0
FS	162.00	18,356.00	3,111.00	0.00	0.00	0.00	0.00	0.00	0.00	0.00
FS	1	34	9	0	0	0	0	0	0	0
FS	0.00	21,629.00	0.00	0.00	0.00	0.00	0.00	21,629.00	0	0
FS	0	42	0	0	2	0	0	44	0	0
FC	0.00	0.00	0.00	0.00	0.00	0.00	0.00	0.00	0.00	0.00
FC	0	0	0	0	0	0	0	0	0	0
FG	0.00	0.00	0.00	0.00	0.00	0.00	0.00	0.00	0.00	0.00
FG	0	0	0	0	0	0	0	0	0	0
GA	408.07	12,486.10	3,301.87	0.00	0.00	0.00	0.00	0.00	0.00	0.00
GA	1	33	10	0	0	0	0	0	0	0
GA	0.00	16,196.04	0.00	0.00	0.00	0.00	0.00	16,196.04	0	0
GA	0	41	0	0	3	0	0	44	0	0
MS	0.00	2,329.00	449.00	0.00	0.00	0.00	0.00	0.00	0.00	0.00
MS	0	7	2	0	0	0	0	0	0	0
MS	0.00	2,778.00	0.00	0.00	0.00	0.00	0.00	2,778.00	0	0
MS	0	9	0	0	0	0	0	9	0	0
MF	6,888.00	43,472.50	8,071.00	0.00	0.00	0.00	0.00	0.00	0.00	0.00
MF	4	52	19	0	0	0	0	0	0	0
MF	0.00	58,431.50	0.00	0.00	0.00	0.00	0.00	58,431.50	0	0
MF	0	70	0	0	5	0	0	75	0	0
RC	0.00	0.00	0.00	0.00	0.00	0.00	0.00	0.00	0.00	0.00
RC	0	0	0	0	0	0	0	0	0	0
RC	0.00	0.00	0.00	0.00	0.00	0.00	0.00	0.00	0.00	0.00
RC	0	0	0	0	0	0	0	0	0	0
WB	0.00	0.00	0.00	0.00	0.00	0.00	0.00	0.00	0.00	0.00
WB	0	0	0	0	0	0	0	0	0	0
WB	0.00	0.00	0.00	0.00	0.00	0.00	0.00	0.00	0.00	0.00
WB	0	0	0	0	0	0	0	0	0	0
GR	0.00	0.00	0.00	0.00	0.00	0.00	0.00	353.17	0	0
GR	0	0	0	0	0	0	0	0	0	0
GR	0.00	353.17	0.00	0.00	0.00	0.00	0.00	353.17	1	0
GR	0	1	0	0	0	0	0	0	0	0
TL	7,925.34	81,790.10	15,684.87	0.00	0.00	0.00	0.00	353.17	1	0
TL	7	139	42	0	0	0	0	0	0	0
TL	0.00	105,753.48	0.00	0.00	0.00	0.00	0.00	105,753.48	1	0
TL	0	178	0	0	11	0	0	189	0	0